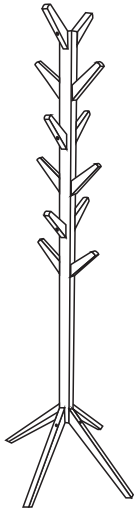
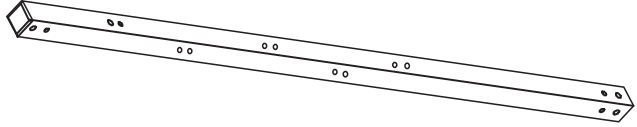
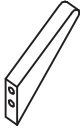




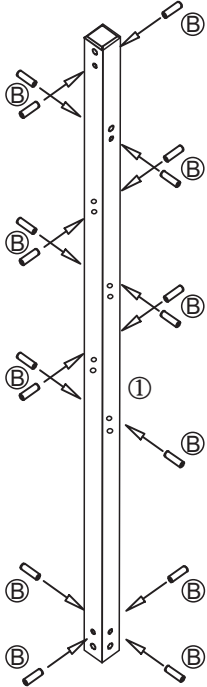


ASSEMBLY INSTRUCTION

		Parts Checklist Please do not discard any packaging until you are sure that you have all the parts	
		①X1	
		②X12	
		③X4	
Fixings Checklist	Ⓐ X16 Connecting bolt 	Ⓑ X16 Dowel 	Ⓒ X1 
1 		2 